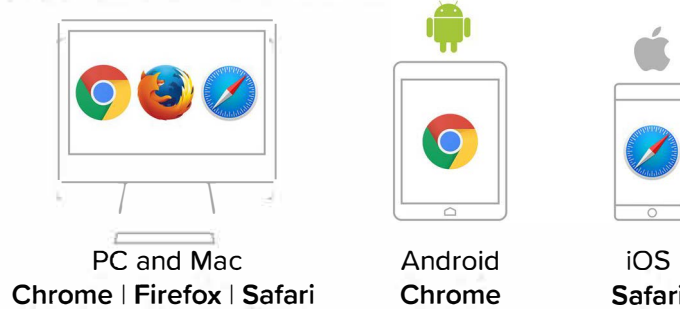


PAT WALKER HEALTH CENTER

How to check in for your video visit

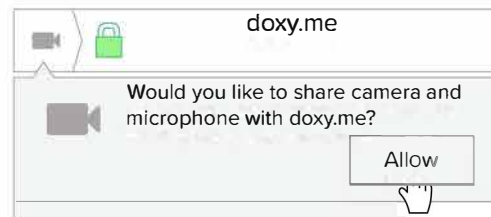
1 Use a computer or device with camera/microphone



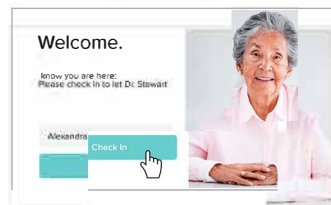
2 Enter your provider's doxy.me web address into the browser



3 Allow your browser to use your webcam and microphone



4 Type in your name and click check in



- ✓ Secure
- ✓ No software to download
- ✓ HIPAA compliant
- ✓ No registration needed

5 Your care provider will start your visit

Call Tips

- It is important to be in a quiet, private space.
- Make sure you have good Internet connection.
- Use a secure Internet connection rather than public
- Restart your device before your visit.
- Test your camera and mic from the waiting room.

